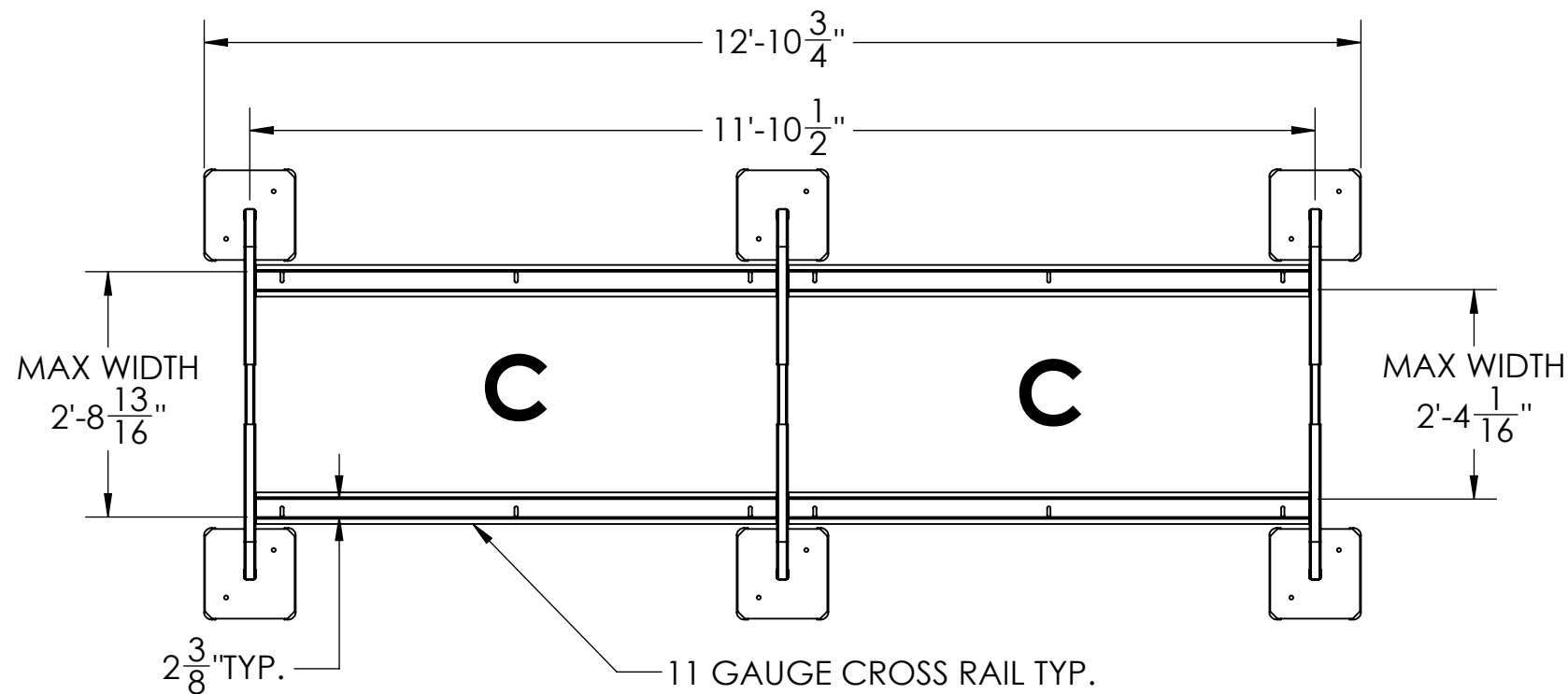
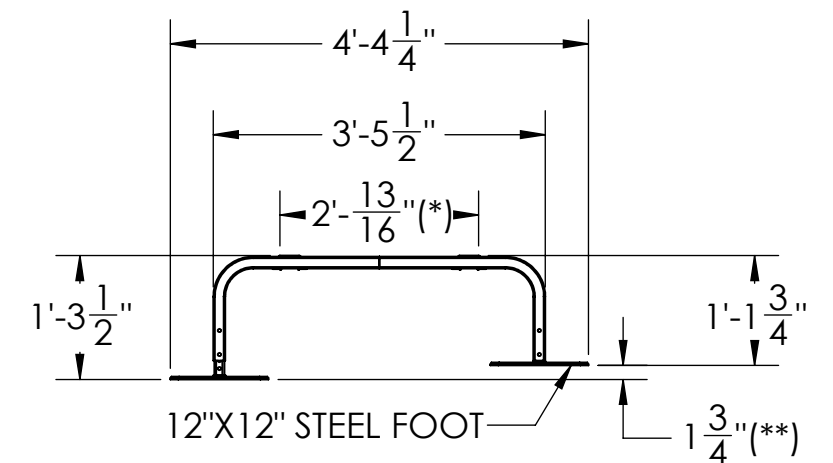


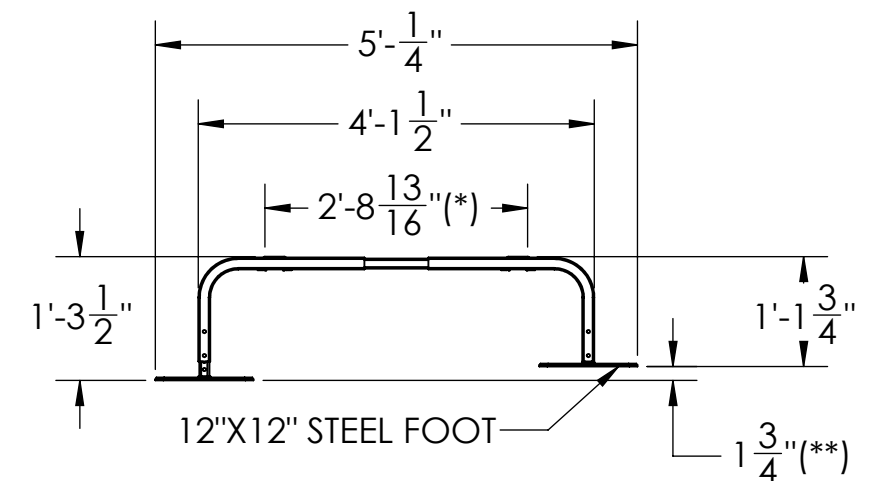
PLAN VIEW RETRACTED



PLAN VIEW EXPANDED



END VIEW RETRACTED



END VIEW EXPANDED

(*) - WIDTH IS ADJUSTABLE IN 1" INCREMENTS
 (**) - HEIGHT IS ADJUSTABLE IN 1/4" OR 1/2" INCREMENTS UP TO 1 3/4".

IMPORTANT NOTE: THE INSTALLER IS RESPONSIBLE FOR THETHERING AND BOLTING UNITS TO WITHSTAND WIND AND/OR SEISMIC LOADS.

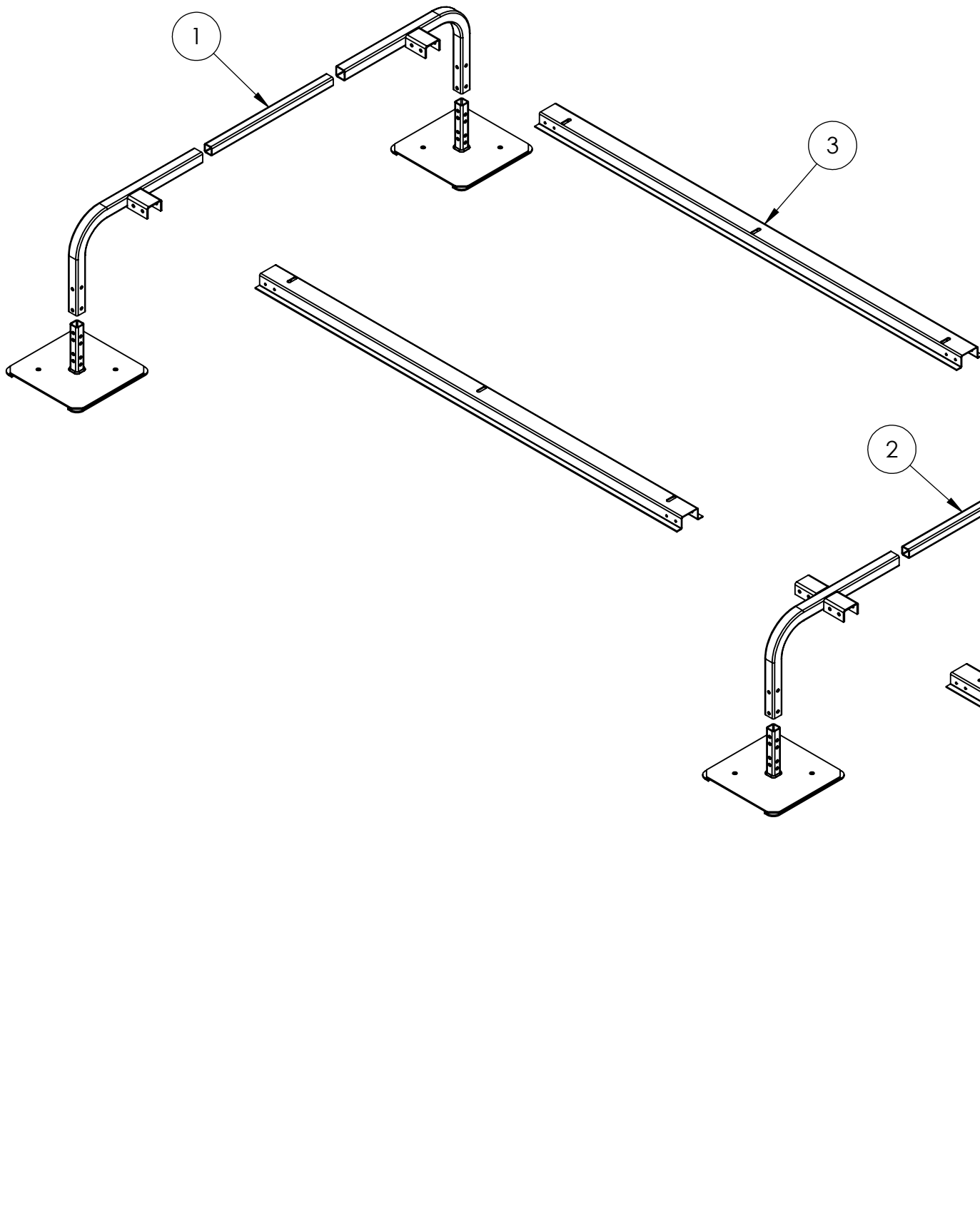
UNLESS OTHERWISE SPECIFIED:
 DIMENSIONS ARE IN INCHES [MILLIMETERS]
 TOLERANCES ARE: ANGLES ±1.0°
 FRACTIONAL SIZES X/Y ±1/64

INCHES	[MILLIMETERS]
X = ±0.1	[X = ±2.5]
XX = ±0.01	[X = ±1.3]
XXX = ±0.005	[XX = ±0.13]

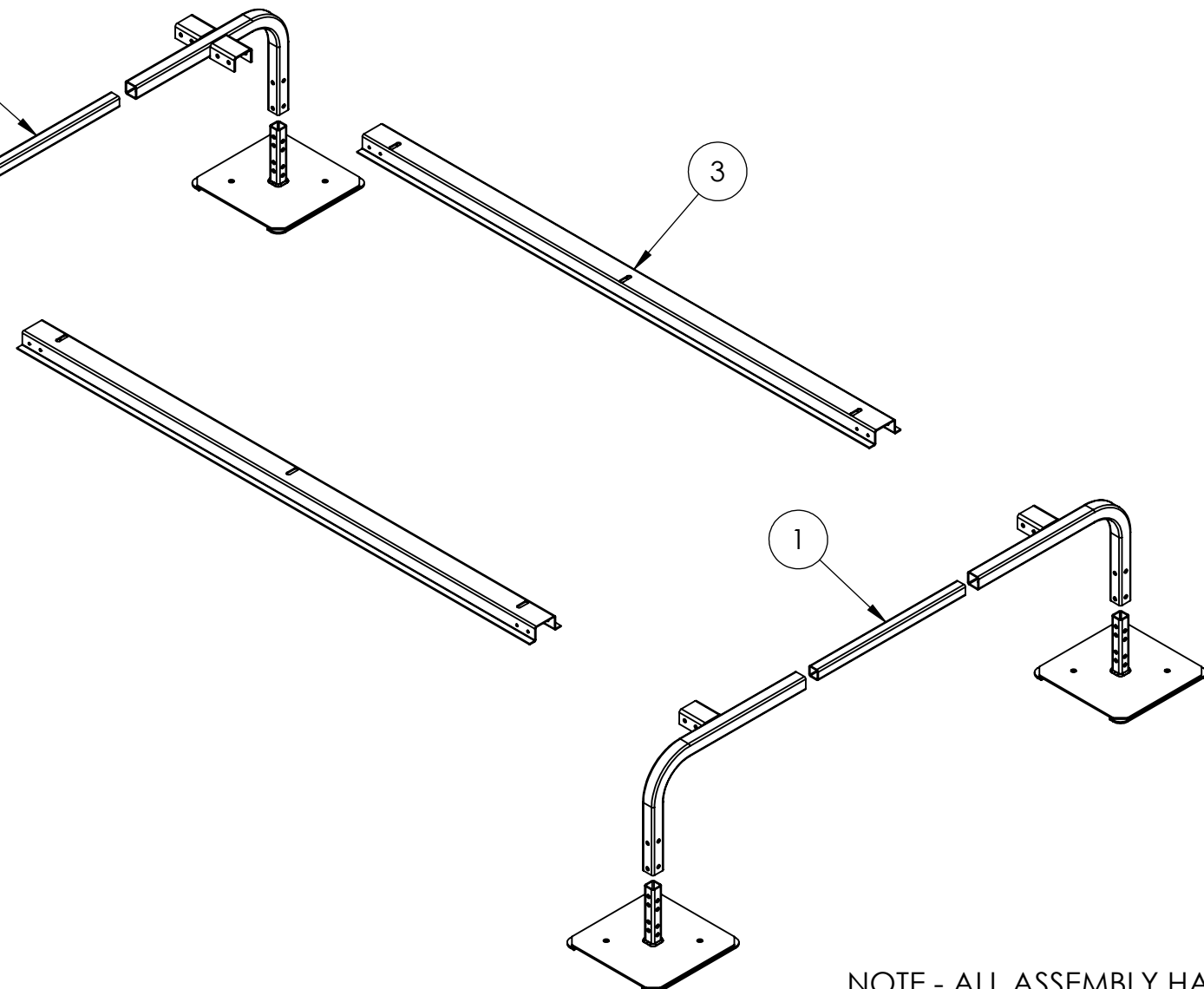
THIRD ANGLE PROJECTION



CONFIDENTIAL - PROPRIETARY - DO NOT COPY THE INFORMATION SET FORTH IN THIS DOCUMENT AND RELATED INFORMATION IS THE CONFIDENTIAL PROPERTY OF DIVERSiTECH CORPORATION, AND IS NOT TO BE COPIED OR REPRODUCED OR DISTRIBUTED IN ANY FORM WITHOUT PRIOR WRITTEN PERMISSION FROM DIVERSiTECH CORPORATION. DO NOT SCALE DRAWING	MATERIAL: DWG. NO. 12" SUPER STAND - TYPE C-C MODEL NO. QSSS1010-12"	WEIGHT
		GMS.
DESCRIPTION		REV.
		A
		SHEET
		1 OF 2

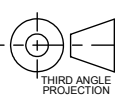


ITEM NO.	PART NUMBER	DESCRIPTION	Default/ QTY.
1	QSSS100-12	End Leg 12"	2
2	QSSS101-12	Center Leg 12"	1
3	QSSS70	C Rails (Pair)	2



NOTE - ALL ASSEMBLY HARDWARE IS INCLUDED

UNLESS OTHERWISE SPECIFIED:	
DIMENSIONS ARE IN INCHES [MILLIMETERS]	
TOLERANCES ARE: ANGLES ±1.0°	
FRACTIONAL SIZES X/Y ±1/64	
INCHES	[MILLIMETERS]
.X = ±0.1	[X = ± 2.5]
.XX = ±0.01	[.X = ± 1.3]
.XXX = ±0.005	[.XX = ±0.13]



CONFIDENTIAL - PROPRIETARY - DO NOT COPY THE INFORMATION SET FORTH IN THIS DOCUMENT AND RELATED INFORMATION IS THE CONFIDENTIAL PROPERTY OF DIVERSITECH CORPORATION, AND IS NOT TO BE COPIED OR REPRODUCED OR DISTRIBUTED IN ANY FORM WITHOUT PRIOR WRITTEN PERMISSION FROM DIVERSITECH CORPORATION. DO NOT SCALE DRAWING DESCRIPTION	MATERIAL:	WEIGHT
	DWG. NO. 12" SUPER STAND - TYPE C-C MODEL NO. QSSS1010-12"	GMS.
		REV. A SHEET 2 OF 2